

## HA-003/004 Quick-in module

230/400V 10A 3/4+ ⊕

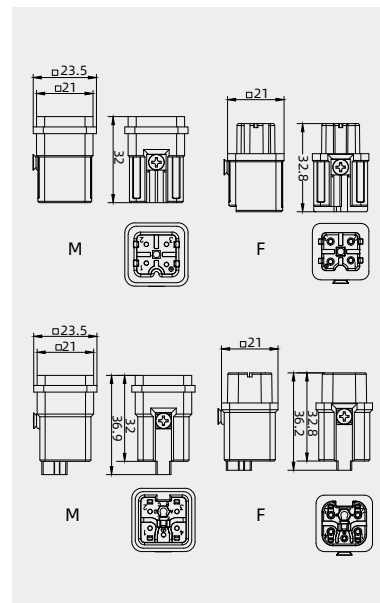
## Inserts

Hoods/Housings: size 3A, please find the details on page 15-06~15-16.1.

## Spring terminal(Quick-in)



Insert	Designation	Order No.
Male	HA-003-MQ	121 003 001 0001
Female	HA-003-FQ	121 003 002 0001
Male	HA-004-MQ	121 004 001 0001
Female	HA-004-FQ	121 004 002 0001

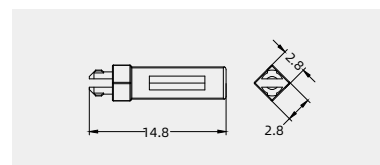


## Coding element



Description	Designation	Order No.
coding、pokayoke	CODE-Q3	198 002 005 0034

Suitable for HA-003-MQ/FQ

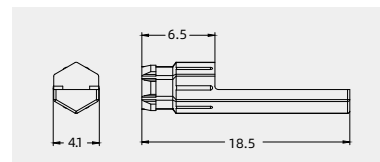


## Coding element



Description	Designation	Order No.
coding、pokayoke	CODE-Q5	198 002 005 0036


Suitable for HA-004-MQ/FQ



## HA-004-M-V2/HA-004-F-V2 Features

Step 1: wire from the top, lock the side screw

Step 2: close the cover



The feature of structure:

- ① .Cover was added;
- ② .Top entry, side screw locking
- ③ .Low insert height

The innovation:

- ① .The insert is separated from the shell by the cover. That ensures enough creepage distance and reliable electrical property;
- ② .When it is side entry, the cable have to be bent to an angle of 90 degree and go upward, the top entry could avoid the bend of cable and have convenient assembly
- ③ .Compact structure saves space.